

40

3W LED Headlamp With Sensor

LED-206

Superior 3W LED headlamp for use in automotive, plant maintenance & construction applications

Superior Design

- a. In-built sensor function with hands free ON/OFF. Wave to activate/deactivate light
- b. In-built zoom feature

Light Output


Super bright LED light with extra power CREE XPE light output in multiple modes

Ergonomic Construction

- a. Impact Resistant ABS light with 90° swivel
- b. Black woven head band with soft built-in protection pad to avoid imprint on forehead

Built-in Zoom feature

Power Source



3 × AAA ALKALINE BATTERY (Included)

NEW!



CE RoHS CREE



Hands Free Sensor: Wave to activate/deactivate light



FEATURES

| | |
|---|---|
| LUMEN | BEAM DISTANCE |
|  |  |
| OPERATING TEMPERATURE | |
| -20°C TO 45°C (-4°F TO 140°F) | |

Multiple Mode Output

| | ORANGE BUTTON | | | WHITE BUTTON |
|-----------------|---------------|----------------|------------|------------------------------------|
| | 1ST PRESS | 2ND PRESS | 3RD PRESS | PRESS ONCE TO ACTIVATE HAND SENSOR |
| | Red Light | Hazard Flasher | Main Light | Main Light |
| LUMEN | - | - | 120 | 120 |
| RUN TIME | - | - | 6 hours | 6 hours |

ORDERING INFORMATION

| CAT NR. | ORD NR. | SIZE (L×H×D) | | BOX QTY. |
|---------|---------|-----------------------|----------------|----------|
| | | (INCH) | (MM) | |
| LED/206 | 55082 | 2 × 2-15/32 × 1-21/32 | 50 × 62.5 × 42 | 25 |